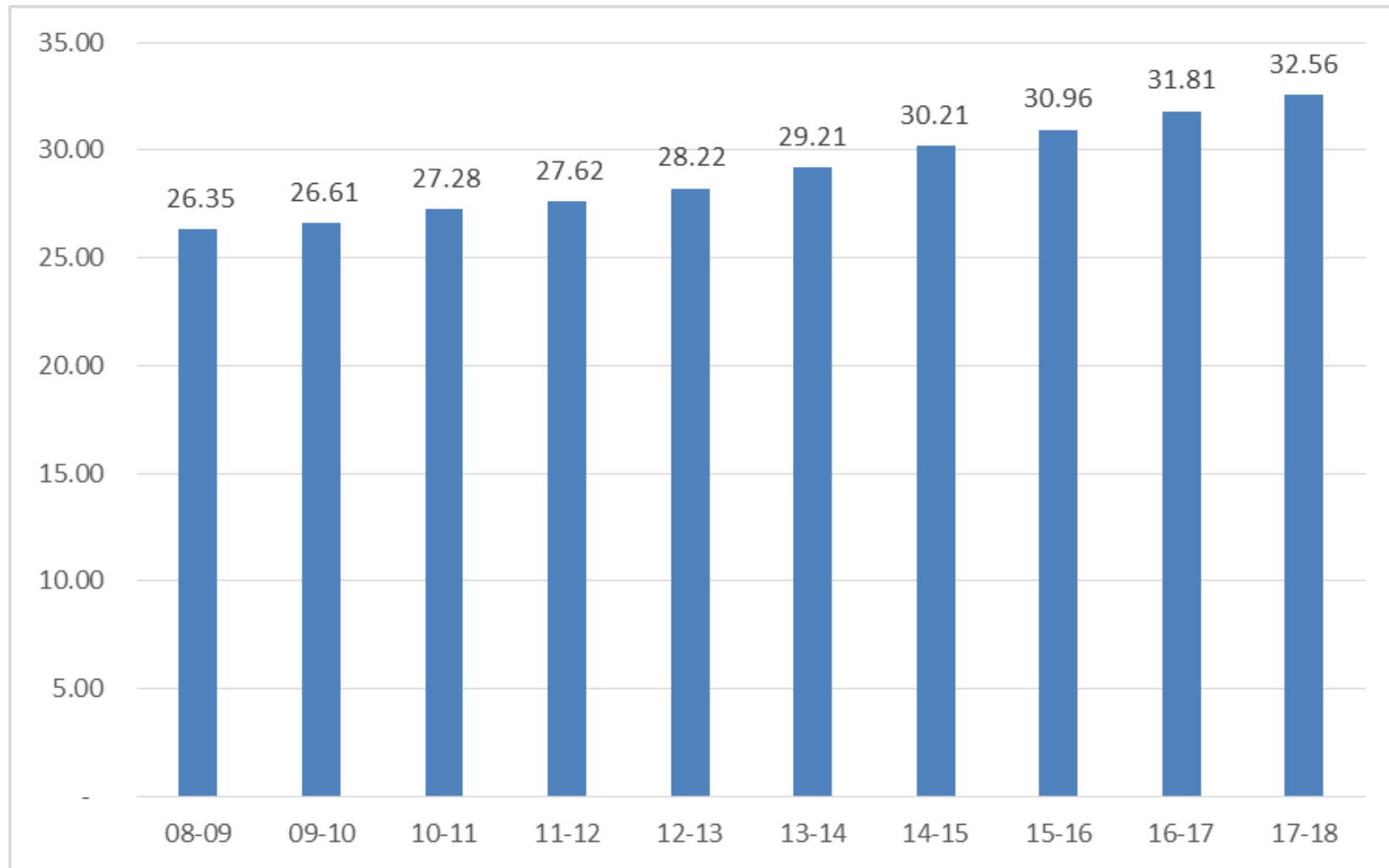


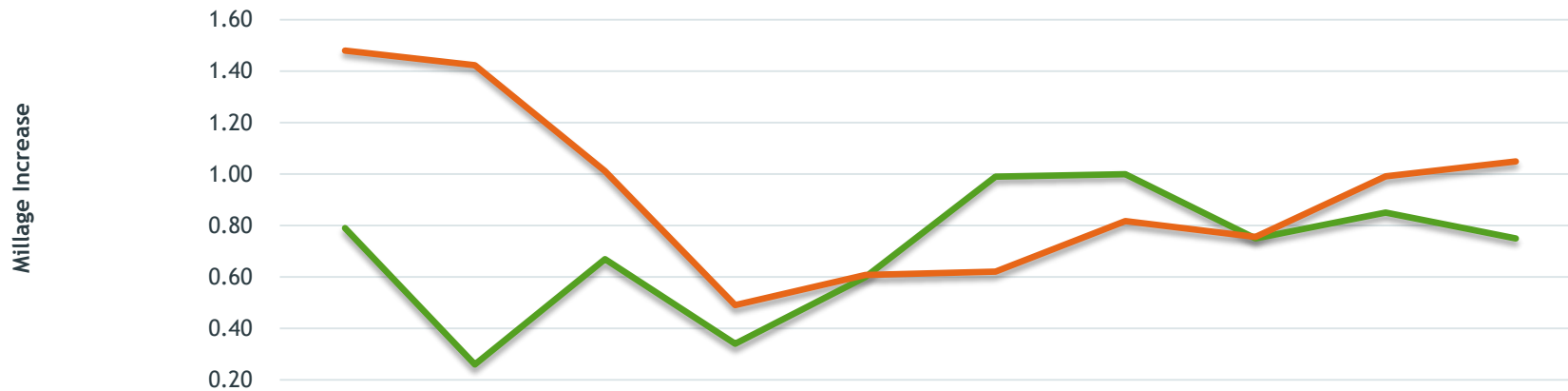
Three-Year Budget Projection

Feb. 13, 2018

Millage Rate History

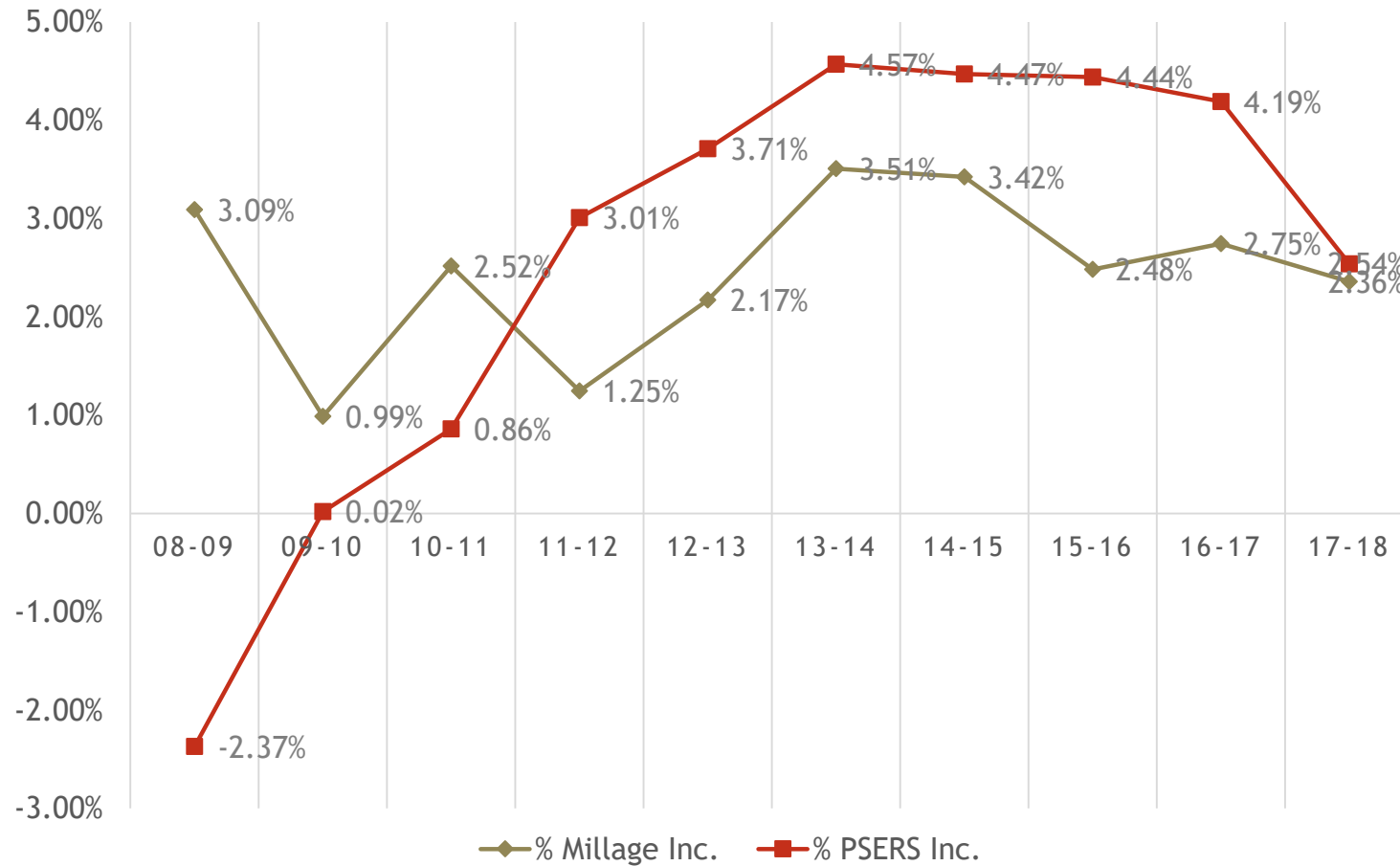


Act 1 Index Compared to Millage Increase



Fiscal year	08-09	09-10	10-11	11-12	12-13	13-14	14-15	15-16	16-17	17-18
Enacted Mill Inc.	0.79	0.26	0.67	0.34	0.60	0.99	1.00	0.75	0.85	0.75
Act 1 Index	1.48	1.42	1.01	0.49	0.61	0.62	0.82	0.76	0.99	1.05

Millage Increase Compared to PSERS



5 year avg. PSERS
increase = 4.04%

5 year avg. millage
increase = 2.90%

Projected Expenditure Assumptions *(based on 5 year averages)*

- ▶ 2.5% increase in salaries to allow for retirement/resignations/attrition
- ▶ 6% increase in medical insurance
- ▶ PSERS increases as projected
- ▶ Flat funded building budgets
- ▶ 5% increase in special education
- ▶ 2.5% increase in transportation per contract
- ▶ Debt payments based on debt roll-off with an offsetting transfer to capital reserve

Projected Expenditure Totals

Fiscal Yr.	Projected Budget	Increase	% Increase
2018-2019	\$ 46,757,301	\$ 961,061	2.10%
2019-2020	\$ 48,000,249	\$ 1,242,948	2.66%
2020-2021	\$ 49,305,670	\$ 1,305,421	2.72%
2021-2022	\$ 50,602,393	\$ 1,296,724	2.63%

Projected Revenue Assumptions *(based on 5 year averages)*

- ▶ 1% growth in real estate tax (no tax increase included in projected revenue totals)
- ▶ 3% increase in earned income tax
- ▶ 2.5% increase in basic education funding (state)
- ▶ 1% increase in special education funding (state)
- ▶ 55% state share of social security and retirement payments
- ▶ Flat funding of all federal programs

Projected Revenue Totals

(assuming no tax increases)

Fiscal Yr.	Projected Budget	Increase	% Increase
2018-2019	\$ 45,165,453	\$ 184,142	0.41%
2019-2020	\$ 45,889,850	\$ 724,397	1.60%
2020-2021	\$ 46,568,403	\$ 678,553	1.48%
2021-2022	\$ 47,226,730	\$ 658,327	1.41%

Projected Budgetary Variances

Fiscal Yr.	Budgetary Variance (no tax increase)	Budgetary variance w/3.2% tax increase based on 3 year average of index
2018-2019	\$ (1,591,848)	\$ (730,628)
2019-2020	\$ (2,110,399)	\$ (629,530)
2020-2021	\$ (2,737,267)	\$ (611,000)
2021-2022	\$ (3,375,663)	\$ (577,366)

The background features abstract, overlapping geometric shapes in various shades of green, ranging from light lime to dark forest green. These shapes are primarily located on the left and right sides of the frame, leaving a large white central area. The shapes are layered, creating a sense of depth and movement.

QUESTIONS?